

Disclaimer:
Parker PMDE has a continuous policy of product development and although the Company reserves the right to change specifications, it attempts to keep customers informed of any alterations. This publication is for general information only and customers are requested to contact their local Parker dealer for detailed information and advice on a products suitability for specific applications. All products are sold subject to the company's standard conditions of sale.

F11-014-SU-SV-T-000-0000-B0

F11-014



Pump & Motor Division Europe

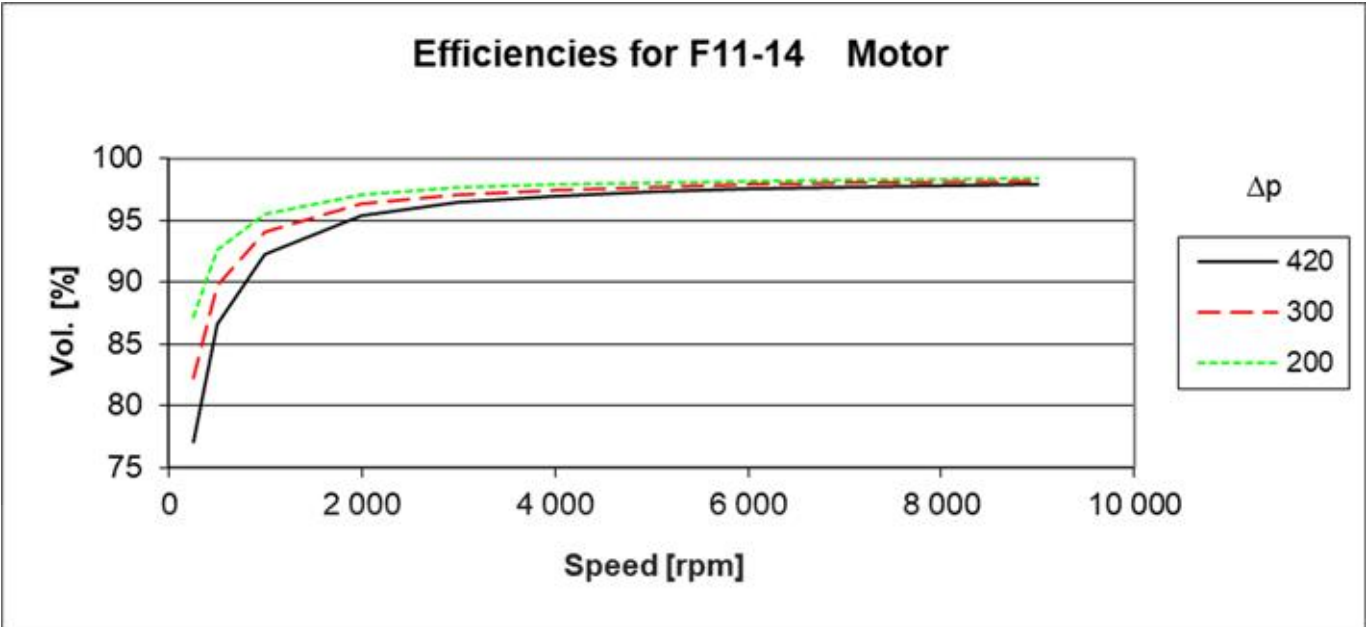
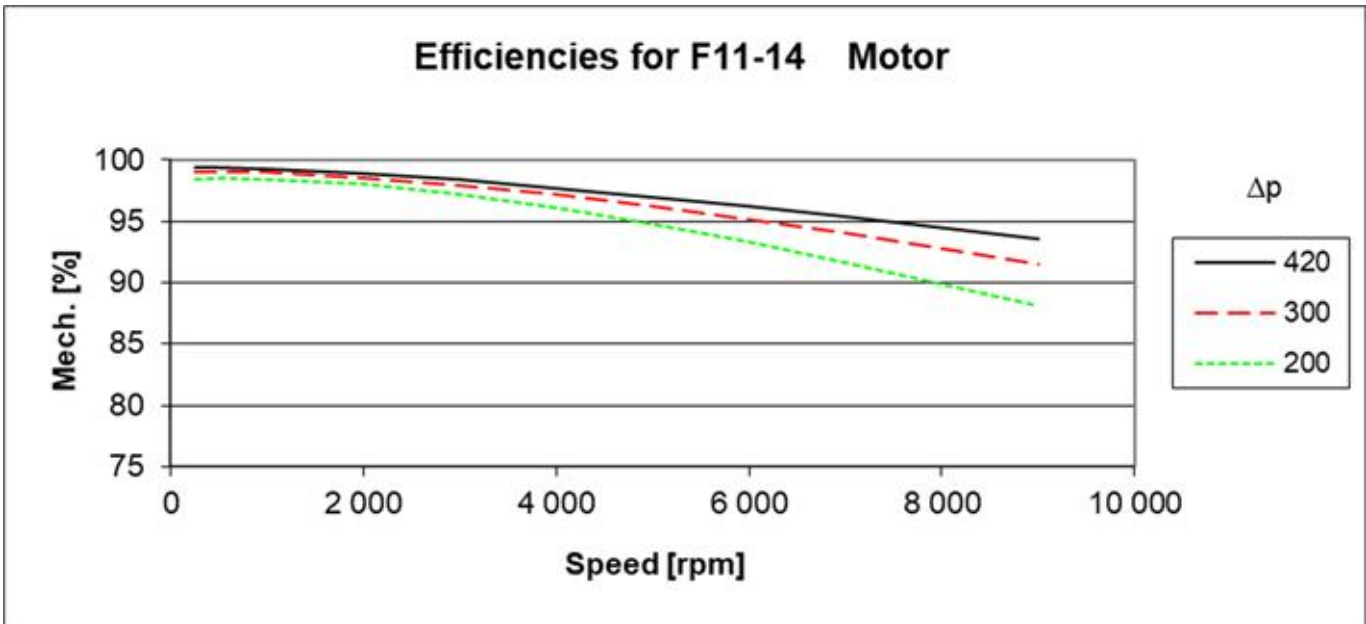


F11 Motor



F12 Motor

| | | |
|--------------|--------------|--------------|
| F11-14 | Motor | |
| Displacement | 14.3 cc/rev | |
| Max speed | 9900 rpm | Intermittent |
| Max speed | 9000 rpm | Continuously |
| Max pressure | 420 bar | Intermittent |
| Max pressure | 350 bar | Continuously |
| Max Torque | 94.8 Nm | |
| Torque | 0.227 Nm/bar | |
| Max Flow | 131.4 Lpm | |
| Max Power | 82.5 kW | |



| Rpm | 250 | | | 500 | | | 1000 | | | 2000 | | | 3000 | | | 4000 | | | 5000 | | | 6000 | | | 7000 | | | 9000 | | |
|-----|-------|------|-----|-------|------|-----|-------|------|-----|-------|------|------|-------|------|------|-------|------|------|-------|------|------|-------|------|------|-------|------|------|-------|------|------|
| Bar | l/min | Nm | kW | l/min | Nm | kW | l/min | Nm | kW | l/min | Nm | kW | l/min | Nm | kW | l/min | Nm | kW | l/min | Nm | kW | l/min | Nm | kW | l/min | Nm | kW | l/min | Nm | kW |
| 50 | 3.7 | 10.5 | 0.3 | 7.4 | 10.6 | 0.5 | 14.6 | 10.6 | 1.1 | 29.1 | 10.5 | 2.2 | 43.6 | 10.3 | 3.2 | 58.1 | 9.8 | 4.1 | 72.6 | 9.3 | 4.8 | 87.1 | 8.7 | 5.4 | 101.5 | 8.0 | 5.8 | 130.5 | 6.5 | 6.0 |
| 100 | 3.9 | 21.9 | 0.5 | 7.5 | 22.0 | 1.1 | 14.7 | 22.0 | 2.2 | 29.2 | 21.9 | 4.5 | 43.7 | 21.6 | 6.7 | 58.2 | 21.1 | 8.7 | 72.7 | 20.6 | 10.6 | 87.2 | 19.9 | 12.3 | 101.7 | 19.2 | 13.9 | 130.6 | 17.6 | 16.4 |
| 150 | 4.0 | 33.3 | 0.8 | 7.6 | 33.3 | 1.6 | 14.8 | 33.3 | 3.4 | 29.3 | 33.2 | 6.8 | 43.8 | 32.8 | 10.1 | 58.3 | 32.4 | 13.3 | 72.8 | 31.8 | 16.4 | 87.3 | 31.1 | 19.3 | 101.8 | 30.4 | 22.0 | 130.8 | 28.8 | 26.8 |
| 200 | 4.1 | 44.7 | 1.0 | 7.7 | 44.7 | 2.2 | 15.0 | 44.7 | 4.5 | 29.5 | 44.5 | 9.1 | 43.9 | 44.1 | 13.6 | 58.4 | 43.6 | 17.9 | 72.9 | 43.0 | 22.1 | 87.4 | 42.4 | 26.2 | 101.9 | 41.6 | 30.0 | 130.9 | 40.0 | 37.2 |
| 250 | 4.2 | 56.1 | 1.2 | 7.8 | 56.1 | 2.7 | 15.1 | 56.0 | 5.6 | 29.6 | 55.8 | 11.3 | 44.1 | 55.4 | 17.0 | 58.6 | 54.9 | 22.5 | 73.0 | 54.3 | 27.9 | 87.5 | 53.6 | 33.1 | 102.0 | 52.8 | 38.1 | 131.0 | 51.2 | 47.5 |
| 300 | 4.3 | 67.4 | 1.5 | 8.0 | 67.4 | 3.2 | 15.2 | 67.4 | 6.7 | 29.7 | 67.1 | 13.6 | 44.2 | 66.7 | 20.4 | 58.7 | 66.1 | 27.1 | 73.2 | 65.5 | 33.6 | 87.7 | 64.8 | 40.0 | 102.1 | 64.0 | 46.1 | 131.1 | 62.3 | 57.8 |
| 350 | 4.5 | 78.8 | 1.7 | 8.1 | 78.8 | 3.7 | 15.3 | 78.7 | 7.7 | 29.8 | 78.4 | 15.8 | 44.3 | 78.0 | 23.8 | 58.8 | 77.4 | 31.6 | 73.3 | 76.7 | 39.3 | 87.8 | 76.0 | 46.8 | 102.3 | 75.2 | 54.1 | 131.2 | 73.5 | 68.1 |
| 420 | 4.6 | 94.8 | 1.9 | 8.3 | 94.7 | 4.3 | 15.5 | 94.6 | 9.2 | 30.0 | 94.3 | 18.9 | 44.5 | 93.8 | 28.5 | 59.0 | 93.2 | 38.0 | 73.5 | 92.5 | 47.3 | 88.0 | 91.7 | 56.4 | 102.4 | 90.9 | 65.3 | 131.4 | 89.2 | 82.5 |

Disclaimer:
Parker PMDE has a continuous policy of product development and although the Company reserves the right to change specifications, it attempts to keep customers informed of any alterations. This publication is for general information only and customers are requested to contact their local Parker dealer for detailed information and advice on a products suitability for specific applications. All products are sold subject to the company's standard conditions of sale.

F11-014-SU-SV-T-000-0000-B0

F11-014



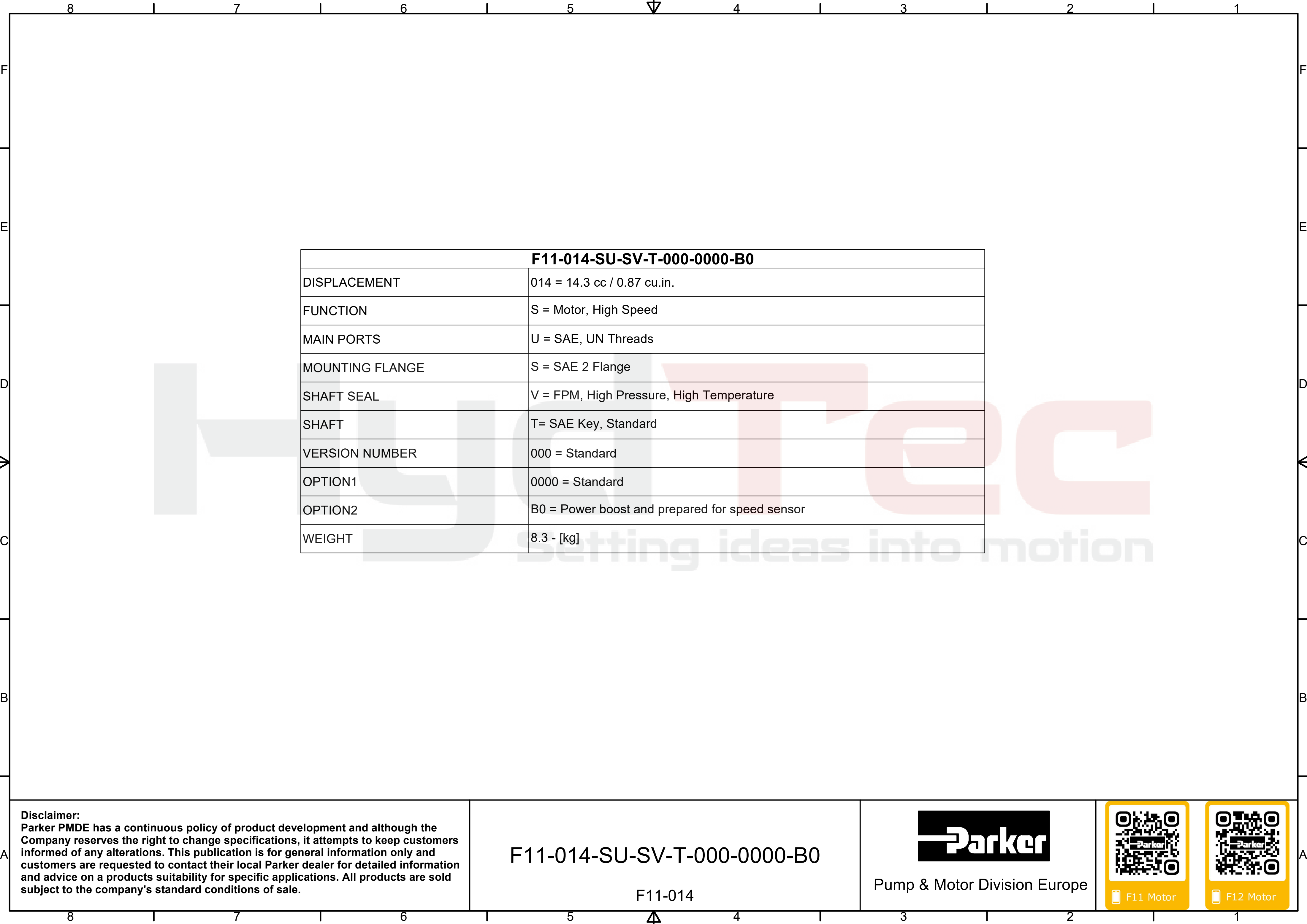
Pump & Motor Division Europe



F11 Motor



F12 Motor



| F11-014-SU-SV-T-000-0000-B0 | |
|-----------------------------|--|
| DISPLACEMENT | 014 = 14.3 cc / 0.87 cu.in. |
| FUNCTION | S = Motor, High Speed |
| MAIN PORTS | U = SAE, UN Threads |
| MOUNTING FLANGE | S = SAE 2 Flange |
| SHAFT SEAL | V = FPM, High Pressure, High Temperature |
| SHAFT | T= SAE Key, Standard |
| VERSION NUMBER | 000 = Standard |
| OPTION1 | 0000 = Standard |
| OPTION2 | B0 = Power boost and prepared for speed sensor |
| WEIGHT | 8.3 - [kg] |

Disclaimer:
Parker PMDE has a continuous policy of product development and although the Company reserves the right to change specifications, it attempts to keep customers informed of any alterations. This publication is for general information only and customers are requested to contact their local Parker dealer for detailed information and advice on a products suitability for specific applications. All products are sold subject to the company's standard conditions of sale.

F11-014-SU-SV-T-000-0000-B0

F11-014



Pump & Motor Division Europe



F11 Motor



F12 Motor