

Disclaimer:
Parker PMDE has a continuous policy of product development and although the Company reserves the right to change specifications, it attempts to keep customers informed of any alterations. This publication is for general information only and customers are requested to contact their local Parker dealer for detailed information and advice on a products suitability for specific applications. All products are sold subject to the company's standard conditions of sale.

F12-030-MF-IV-K-000-0000-P0

F12-030



Pump & Motor Division Europe

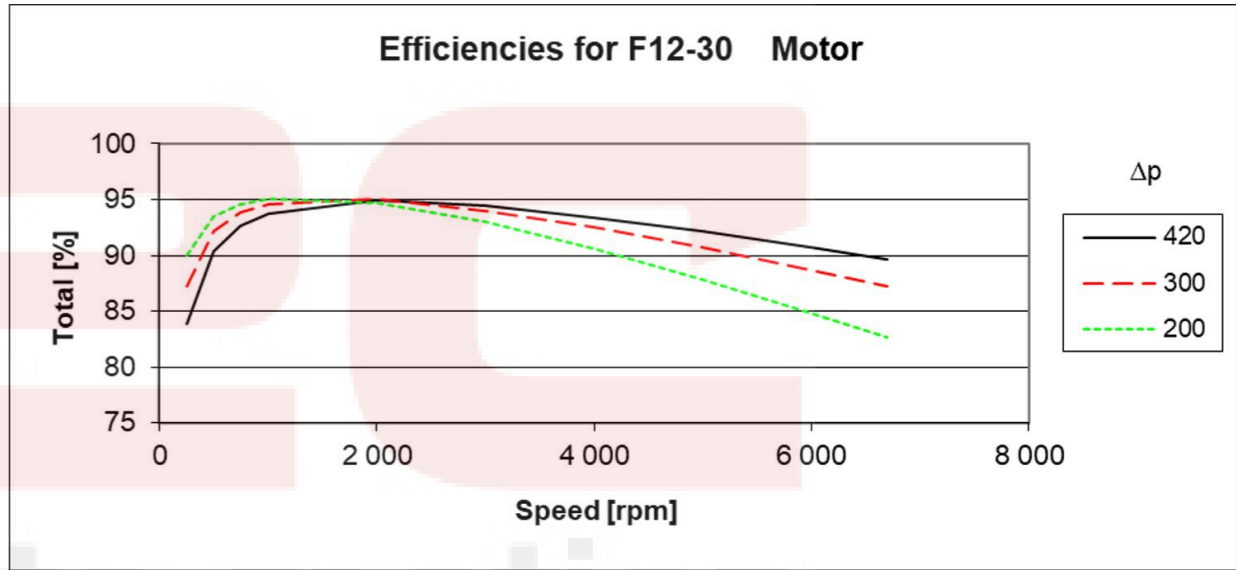
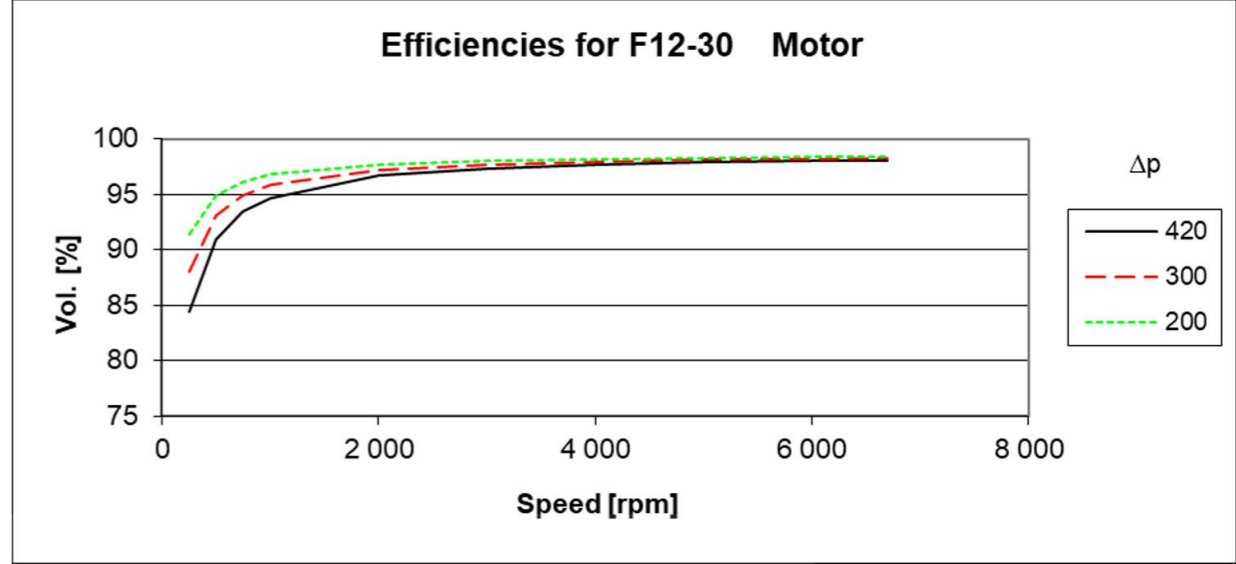
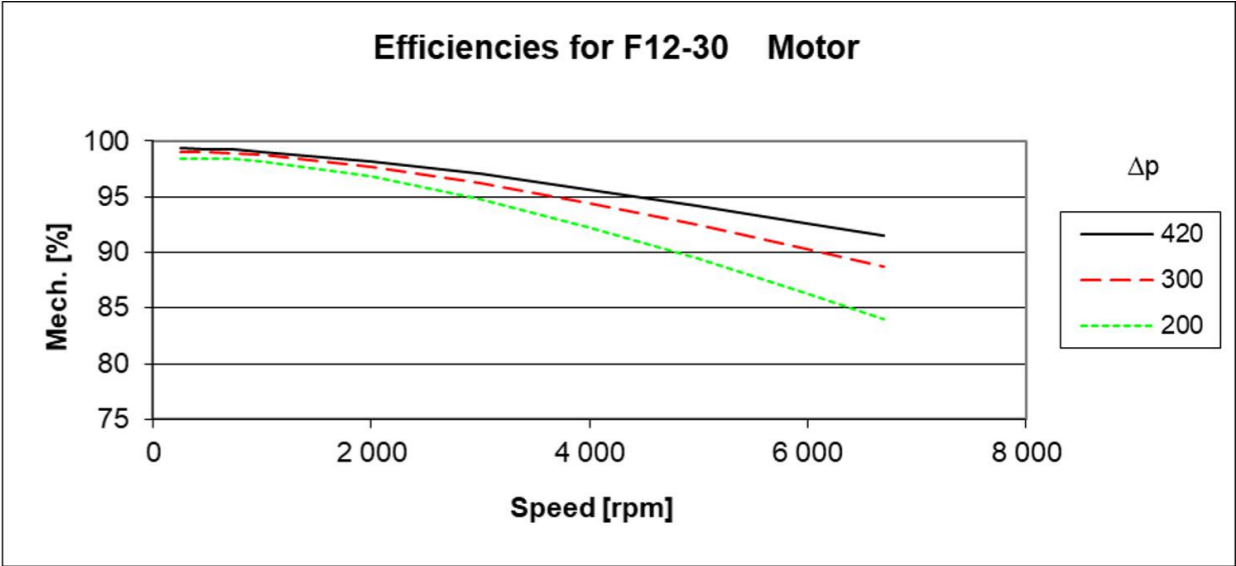


F11 Motor



F12 Motor

F12-30	Motor	
Displacement	30 cc/rev	
Max speed	8600 rpm	Intermittent
Max speed	6700 rpm	Continuously
Max pressure	480 bar	Intermittent
Max pressure	420 bar	Continuously
Max Torque	227.4 Nm	
Torque	0.476 Nm/bar	
Max Flow	205.1 Lpm	
Max Power	145.4 kW	



Rpm	250			500			750			1000			2000			3000			4000			5000			6000			6700		
Bar	l/min	Nm	kW	l/min	Nm	kW	l/min	Nm	kW	l/min	Nm	kW	l/min	Nm	kW	l/min	Nm	kW	l/min	Nm	kW	l/min	Nm	kW	l/min	Nm	kW	l/min	Nm	kW
50	7.7	22.2	0.6	15.3	22.3	1.1	22.9	22.3	1.7	30.5	22.2	2.3	60.9	21.3	4.4	91.3	19.6	6.1	121.7	17.4	7.2	152.1	14.8	7.6	182.5	11.9	7.4	203.8	9.8	6.8
100	7.9	46.0	1.1	15.5	46.1	2.3	23.1	46.1	3.5	30.7	46.0	4.7	61.1	45.0	9.3	91.5	43.2	13.4	121.9	40.9	16.9	152.3	38.2	19.8	182.7	35.3	21.9	204.0	33.2	23.0
150	8.1	69.9	1.7	15.7	69.9	3.5	23.3	69.9	5.3	30.8	69.8	7.1	61.2	68.6	14.1	91.6	66.7	20.6	122.0	64.4	26.6	152.4	61.7	31.9	182.8	58.8	36.4	204.1	56.6	39.2
200	8.2	93.8	2.2	15.8	93.8	4.7	23.4	93.7	7.1	31.0	93.5	9.5	61.4	92.3	18.9	91.8	90.3	27.9	122.2	87.9	36.3	152.6	85.1	43.9	183.0	82.2	50.9	204.3	80.0	55.4
250	8.4	117.6	2.8	16.0	117.6	5.8	23.6	117.5	8.8	31.2	117.3	11.9	61.6	115.9	23.7	91.9	113.9	35.1	122.3	111.4	45.9	152.7	108.6	56.0	183.1	105.6	65.4	204.4	103.4	71.5
300	8.5	141.5	3.3	16.1	141.4	6.9	23.7	141.3	10.6	31.3	141.0	14.2	61.7	139.6	28.5	92.1	137.5	42.3	122.5	134.9	55.5	152.9	132.1	68.0	183.3	129.0	79.8	204.6	126.8	87.6
350	8.7	165.4	3.8	16.3	165.2	8.0	23.9	165.1	12.3	31.5	164.8	16.5	61.9	163.4	33.2	92.3	161.0	49.5	122.7	158.4	65.1	153.1	155.5	80.0	183.4	152.4	94.2	204.7	150.2	103.7
400	8.8	189.2	4.2	16.4	189.1	9.1	24.0	188.9	13.9	31.6	188.6	18.8	62.0	186.9	38.0	92.4	184.6	56.6	122.8	181.9	74.7	153.2	179.0	92.0	183.6	175.9	108.6	204.9	173.6	119.8
480	9.1	227.4	4.9	16.7	227.2	10.7	24.3	226.9	16.6	31.9	226.6	22.4	62.3	224.7	45.5	92.7	222.3	68.0	123.1	219.6	89.9	153.5	216.5	111.1	183.9	213.3	131.6	205.1	211.0	145.4

Disclaimer:
Parker PMDE has a continuous policy of product development and although the Company reserves the right to change specifications, it attempts to keep customers informed of any alterations. This publication is for general information only and customers are requested to contact their local Parker dealer for detailed information and advice on a products suitability for specific applications. All products are sold subject to the company's standard conditions of sale.

F12-030-MF-IV-K-000-0000-P0

F12-030



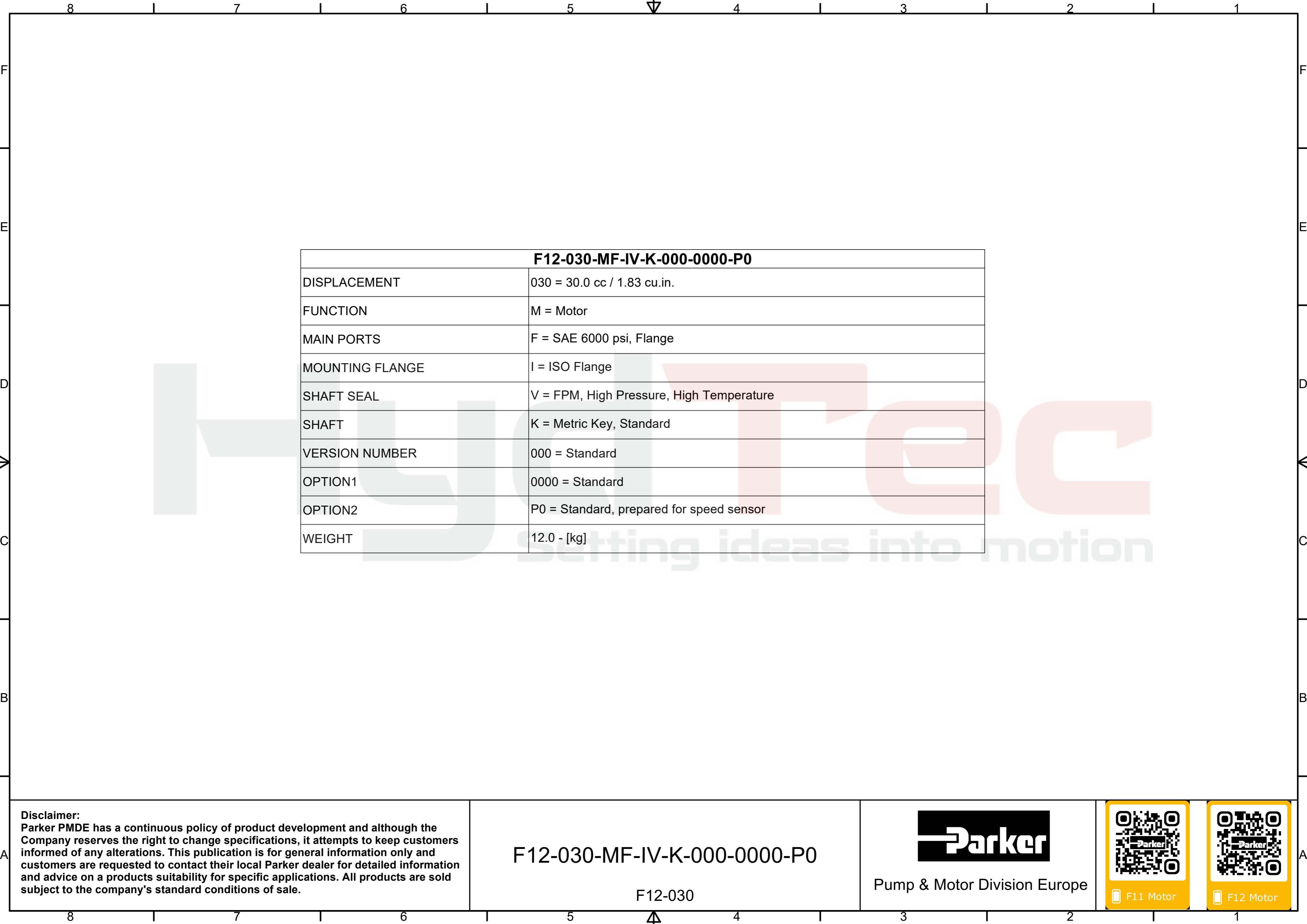
Pump & Motor Division Europe



F11 Motor



F12 Motor



F12-030-MF-IV-K-000-0000-P0	
DISPLACEMENT	030 = 30.0 cc / 1.83 cu.in.
FUNCTION	M = Motor
MAIN PORTS	F = SAE 6000 psi, Flange
MOUNTING FLANGE	I = ISO Flange
SHAFT SEAL	V = FPM, High Pressure, High Temperature
SHAFT	K = Metric Key, Standard
VERSION NUMBER	000 = Standard
OPTION1	0000 = Standard
OPTION2	P0 = Standard, prepared for speed sensor
WEIGHT	12.0 - [kg]

Disclaimer:
Parker PMDE has a continuous policy of product development and although the Company reserves the right to change specifications, it attempts to keep customers informed of any alterations. This publication is for general information only and customers are requested to contact their local Parker dealer for detailed information and advice on a products suitability for specific applications. All products are sold subject to the company's standard conditions of sale.

F12-030-MF-IV-K-000-0000-P0

F12-030



Pump & Motor Division Europe



F11 Motor



F12 Motor