

Disclaimer:
Parker PMDE has a continuous policy of product development and although the Company reserves the right to change specifications, it attempts to keep customers informed of any alterations. This publication is for general information only and customers are requested to contact their local Parker dealer for detailed information and advice on a products suitability for specific applications. All products are sold subject to the company's standard conditions of sale.

F12-040-RS-TV-T-000-0000-P0

F12-040



Pump & Motor Division Europe

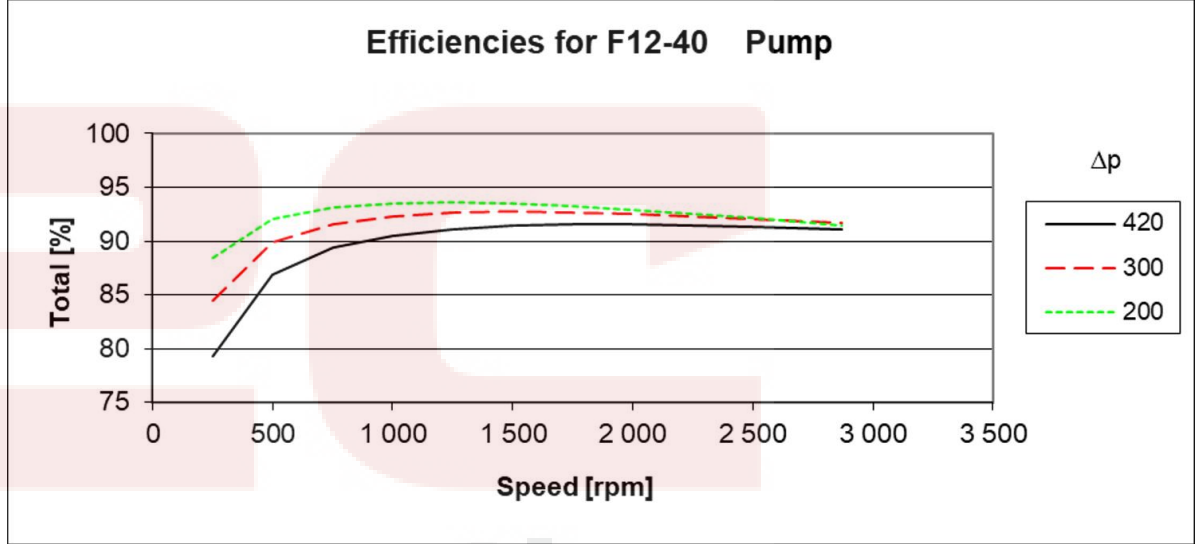
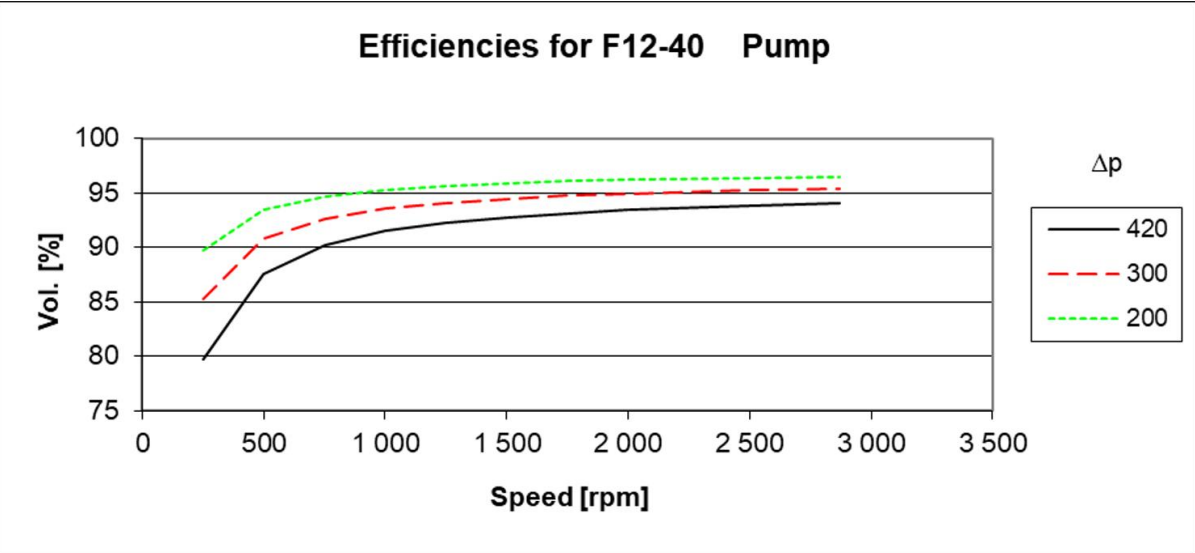
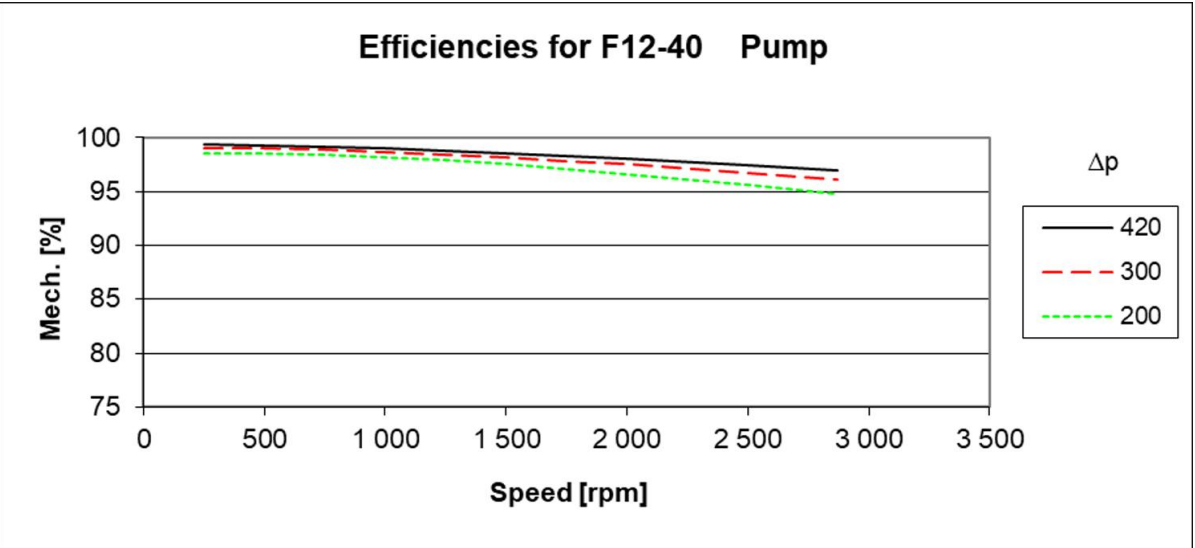


F11 Pump



F12 Pump

F12-40	Pump	
Displacement	40 cc/rev	
Max speed	2870 rpm	Intermittent
Max speed	2870 rpm	Continuously
Max pressure	480 bar	Intermittent
Max pressure	420 bar	Continuously
Max Torque	313.6 Nm	
Torque	0.635 Nm/bar	
Max Flow	112.7 Lpm	
Max Power	101.3 kW	



Rpm	250			500			750			1000			1250			1500			1750			2000			2500			2870		
Bar	l/min	Nm	kW	l/min	Nm	kW	l/min	Nm	kW	l/min	Nm	kW	l/min	Nm	kW	l/min	Nm	kW	l/min	Nm	kW	l/min	Nm	kW	l/min	Nm	kW	l/min	Nm	kW
50	9.6	33.9	0.9	19.5	33.8	1.8	29.3	33.8	2.7	39.1	33.9	3.6	49.0	34.2	4.6	58.8	34.5	5.5	68.6	35.0	6.6	78.4	35.5	7.6	98.1	36.7	9.8	112.7	37.8	11.6
100	9.4	65.6	1.8	19.2	65.5	3.6	29.0	65.6	5.3	38.8	65.7	7.1	48.6	66.0	8.9	58.4	66.4	10.8	68.2	66.9	12.6	77.9	67.5	14.5	97.5	68.8	18.5	112.0	69.9	21.6
150	9.2	97.3	2.8	18.9	97.2	5.4	28.7	97.3	8.0	38.4	97.6	10.7	48.2	97.9	13.3	57.9	98.3	16.0	67.7	98.8	18.8	77.4	99.4	21.6	96.9	100.8	27.3	111.4	102.0	31.7
200	9.0	128.9	3.8	18.7	129.0	7.2	28.4	129.1	10.7	38.1	129.4	14.3	47.8	129.8	17.8	57.5	130.2	21.4	67.2	130.8	25.0	76.9	131.4	28.7	96.4	132.8	36.2	110.7	134.0	41.9
250	8.7	160.6	4.8	18.4	160.7	9.2	28.1	160.9	13.5	37.8	161.2	17.9	47.4	161.6	22.4	57.1	162.1	26.8	66.8	162.7	31.3	76.4	163.4	35.9	95.8	164.9	45.2	110.1	166.1	52.2
300	8.5	192.3	5.9	18.2	192.4	11.1	27.8	192.7	16.4	37.4	193.0	21.7	47.0	193.5	27.0	56.7	194.0	32.4	66.3	194.7	37.8	75.9	195.4	43.2	95.2	196.9	54.3	109.5	198.2	62.6
350	8.3	224.0	7.1	17.9	224.2	13.2	27.5	224.5	19.3	37.1	224.9	25.5	46.7	225.4	31.7	56.3	226.0	38.0	65.8	226.6	44.3	75.4	227.3	50.6	94.6	228.9	63.5	108.8	230.2	73.2
400	8.1	255.7	8.3	17.6	255.9	15.3	27.2	256.2	22.3	36.7	256.7	29.4	46.3	257.2	36.5	55.8	257.9	43.6	65.4	258.6	50.9	74.9	259.3	58.1	94.0	261.0	72.8	108.2	262.3	83.9
480	7.7	306.3	10.4	17.2	306.7	18.7	26.7	307.1	27.2	36.2	307.6	35.7	45.7	308.2	44.3	55.1	308.9	52.9	64.6	309.7	61.6	74.1	310.5	70.4	93.1	312.2	88.0	107.2	313.6	101.3

Disclaimer:
Parker PMDE has a continuous policy of product development and although the Company reserves the right to change specifications, it attempts to keep customers informed of any alterations. This publication is for general information only and customers are requested to contact their local Parker dealer for detailed information and advice on a products suitability for specific applications. All products are sold subject to the company's standard conditions of sale.

F12-040-RS-TV-T-000-0000-P0

F12-040



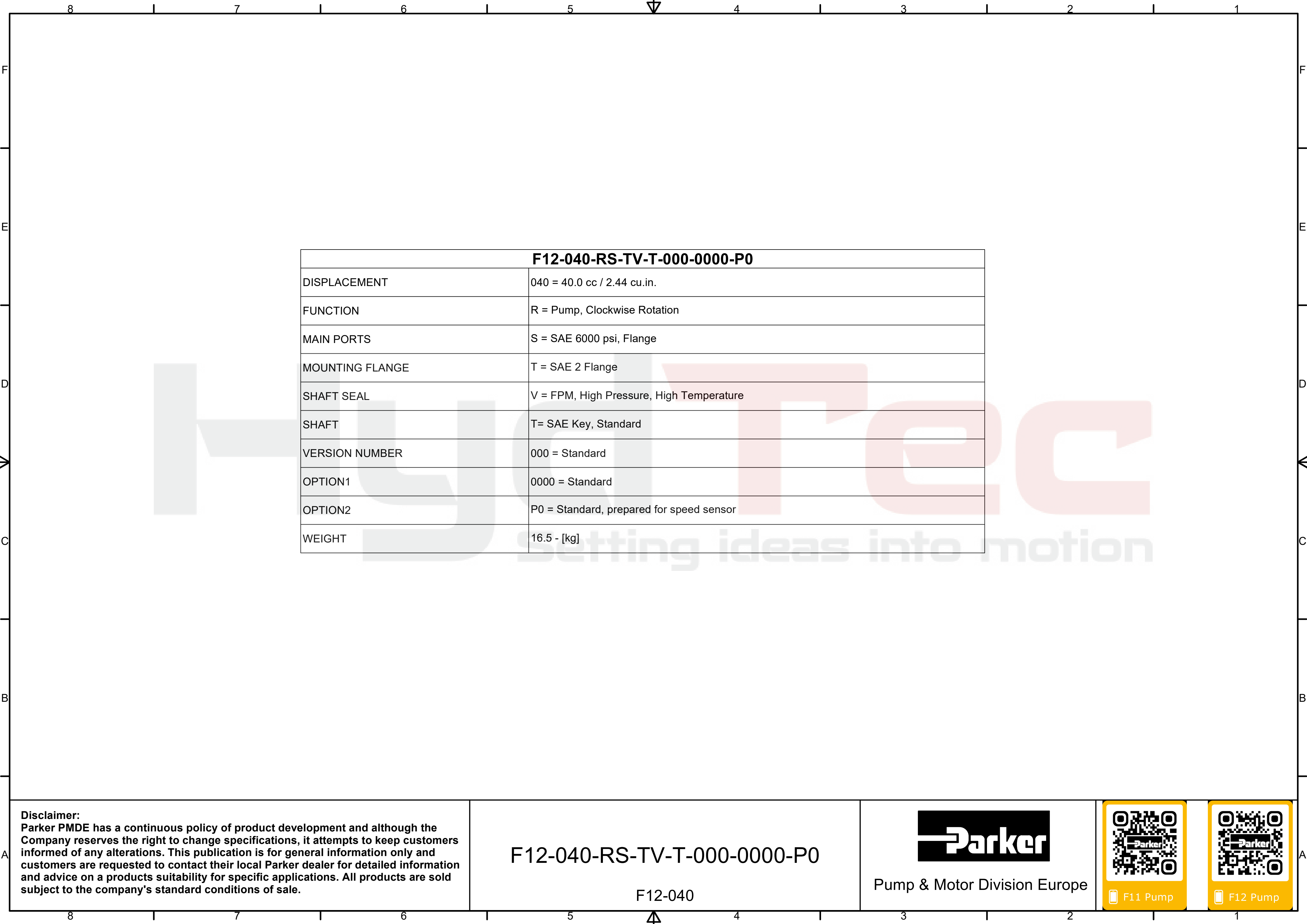
Pump & Motor Division Europe



F11 Pump



F12 Pump



Disclaimer:
Parker PMDE has a continuous policy of product development and although the Company reserves the right to change specifications, it attempts to keep customers informed of any alterations. This publication is for general information only and customers are requested to contact their local Parker dealer for detailed information and advice on a products suitability for specific applications. All products are sold subject to the company's standard conditions of sale.

F12-040-RS-TV-T-000-0000-P0

F12-040



Pump & Motor Division Europe



F11 Pump



F12 Pump