

**Disclaimer:**  
Parker PMDE has a continuous policy of product development and although the Company reserves the right to change specifications, it attempts to keep customers informed of any alterations. This publication is for general information only and customers are requested to contact their local Parker dealer for detailed information and advice on a products suitability for specific applications. All products are sold subject to the company's standard conditions of sale.

F12-125-MS-SV-S-000-0000-PT

F12-125



Pump & Motor Division Europe

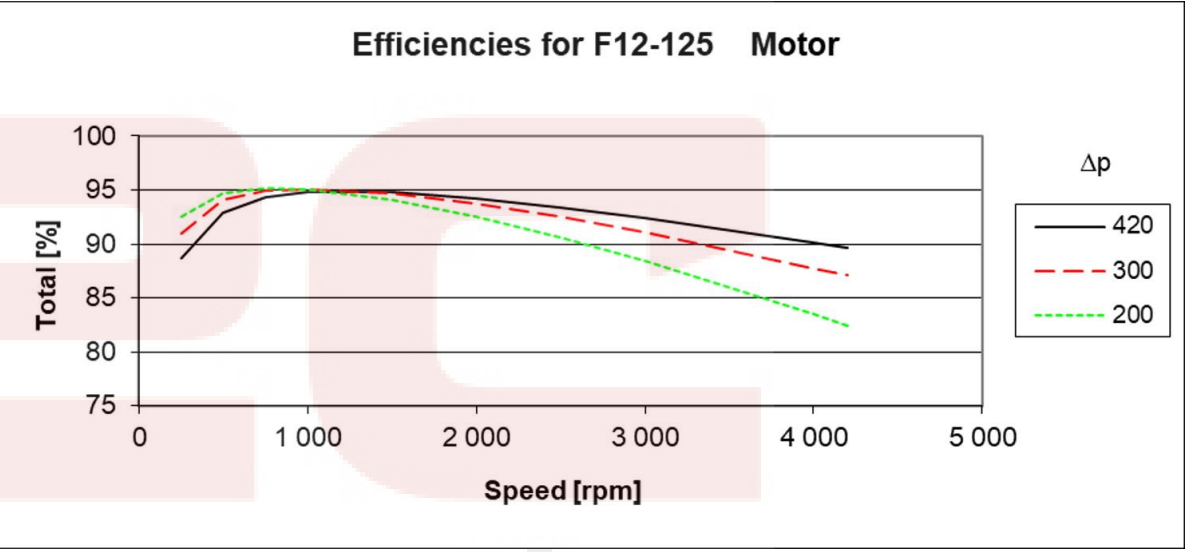
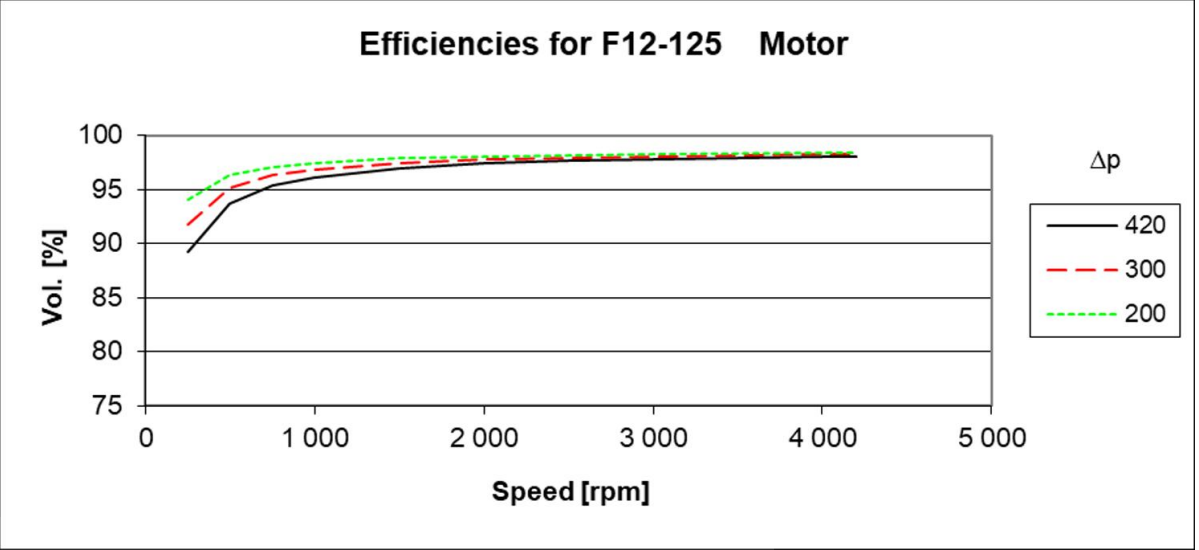
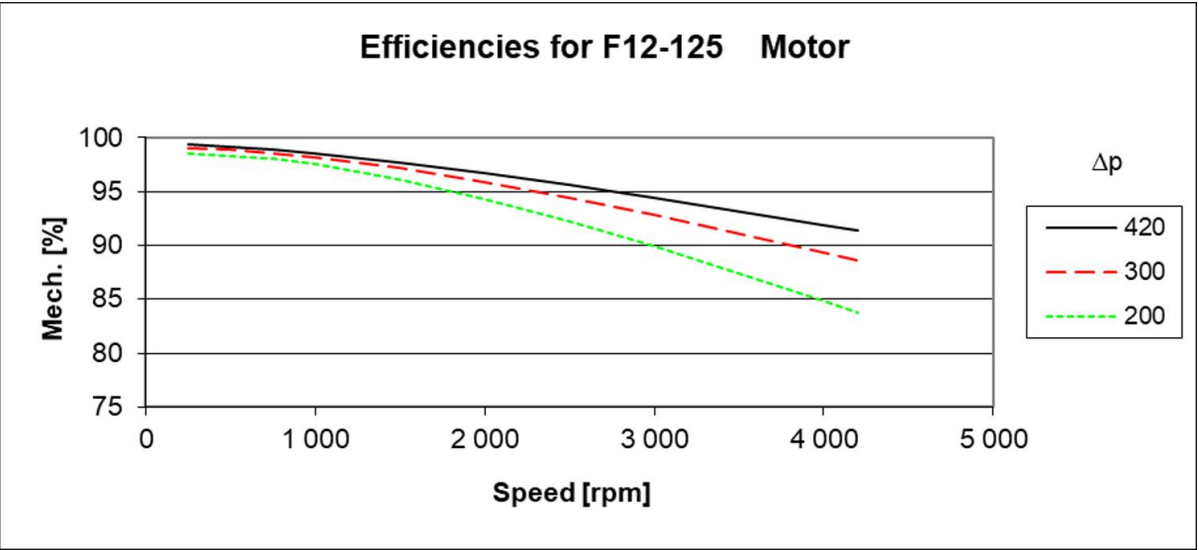


F11 Motor



F12 Motor

F12-125	Motor	
Displacement	125cc/rev	
Max speed	4600 rpm	Intermittent
Max speed	4200 rpm	Continuously
Max pressure	480 bar	Intermittent
Max pressure	420 bar	Continuously
Max Torque	947.0 Nm	
Torque	1.984 Nm/bar	
Max Flow	569.5 Lpm	
Max Power	379.5 kW	



Rpm	250			500			750			1000			1500			2000			2500			3000			4000			4400		
Bar	l/min	Nm	kW	l/min	Nm	kW	l/min	Nm	kW	l/min	Nm	kW	l/min	Nm	kW	l/min	Nm	kW	l/min	Nm	kW	l/min	Nm	kW	l/min	Nm	kW	l/min	Nm	kW
50	33.4	92.7	2.4	66.7	92.9	4.8	100.8	92.2	7.1	136.3	90.7	9.4	214.3	86.1	13.4	306.7	79.7	16.5	420.4	72.1	18.7	566.5	63.5	19.7	1042.8	44.3	18.3	1308.8	40.2	17.5
100	32.3	192.1	4.9	64.6	192.0	9.8	97.3	191.1	14.7	130.7	189.5	19.5	200.8	184.5	28.6	277.0	177.9	36.8	361.0	170.0	43.9	455.1	161.3	50.0	683.6	141.8	58.7	758.9	137.7	59.8
150	31.9	291.4	7.3	63.9	291.1	14.8	96.2	290.0	22.3	128.9	288.2	29.6	196.7	282.9	43.7	268.3	276.1	57.0	344.8	268.0	69.2	427.1	259.1	80.3	613.2	239.3	99.0	665.7	235.1	102.1
200	31.7	390.7	9.6	63.5	390.2	19.7	95.6	388.9	29.7	128.1	386.9	39.6	194.7	381.4	58.8	264.2	374.2	77.1	337.2	366.0	94.3	414.3	356.9	110.5	583.2	336.8	139.2	627.2	332.6	144.3
250	31.6	490.1	12.0	63.3	489.3	24.6	95.3	487.8	37.1	127.6	485.6	49.6	193.5	479.8	73.8	261.8	472.4	97.2	332.8	463.9	119.5	407.0	454.6	140.6	566.5	434.3	179.3	606.1	430.1	186.5
300	31.6	589.4	14.2	63.2	588.4	29.4	95.1	586.7	44.5	127.2	584.4	59.4	192.7	578.2	88.8	260.2	570.6	117.2	329.9	561.9	144.5	402.3	552.4	170.7	556.0	531.8	219.4	592.9	527.5	228.6
350	31.5	688.7	16.4	63.1	687.5	34.1	94.9	685.6	51.8	127.0	683.1	69.3	192.2	676.6	103.7	259.1	668.8	137.1	327.9	659.9	169.5	399.0	650.2	200.7	548.6	629.3	259.5	583.7	625.0	270.6
400	31.5	788.1	18.6	63.0	786.6	38.8	94.8	784.5	59.0	126.8	781.8	79.0	191.8	775.0	118.5	258.2	766.9	157.0	326.4	757.8	194.4	396.6	748.0	230.6	543.3	726.9	299.4	577.1	722.5	312.6
480	31.4	947.0	21.9	63.0	945.2	46.2	94.7	942.8	70.4	126.6	939.8	94.5	191.3	932.5	142.1	257.3	924.0	188.7	324.7	914.6	234.1	393.8	904.5	278.4	537.1	882.9	363.2	569.5	878.4	379.6

**Disclaimer:**  
Parker PMDE has a continuous policy of product development and although the Company reserves the right to change specifications, it attempts to keep customers informed of any alterations. This publication is for general information only and customers are requested to contact their local Parker dealer for detailed information and advice on a products suitability for specific applications. All products are sold subject to the company's standard conditions of sale.

F12-125-MS-SV-S-000-0000-PT

F12-125



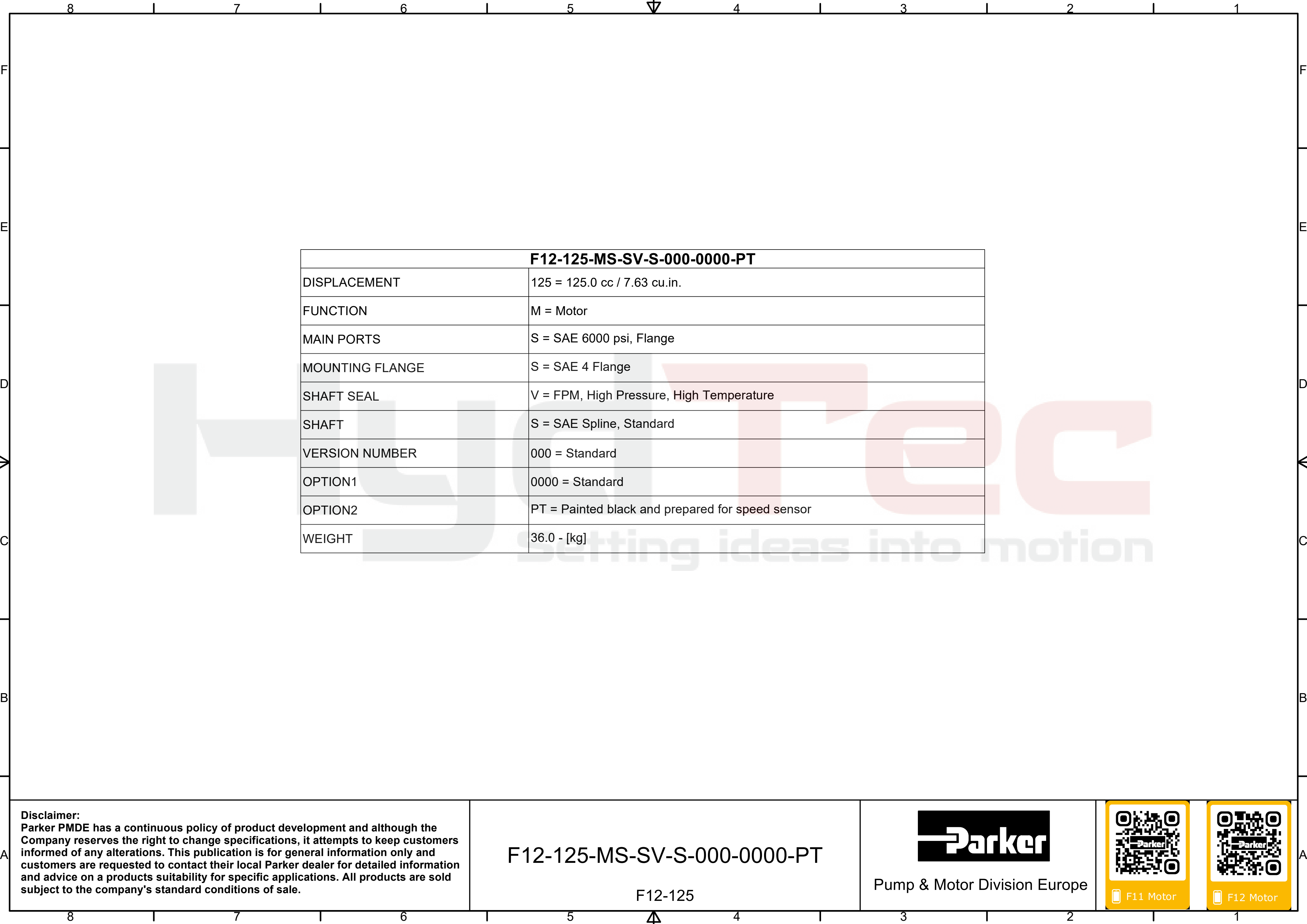
Pump & Motor Division Europe



F11 Motor



F12 Motor



F12-125-MS-SV-S-000-0000-PT	
DISPLACEMENT	125 = 125.0 cc / 7.63 cu.in.
FUNCTION	M = Motor
MAIN PORTS	S = SAE 6000 psi, Flange
MOUNTING FLANGE	S = SAE 4 Flange
SHAFT SEAL	V = FPM, High Pressure, High Temperature
SHAFT	S = SAE Spline, Standard
VERSION NUMBER	000 = Standard
OPTION1	0000 = Standard
OPTION2	PT = Painted black and prepared for speed sensor
WEIGHT	36.0 - [kg]

**Disclaimer:**  
Parker PMDE has a continuous policy of product development and although the Company reserves the right to change specifications, it attempts to keep customers informed of any alterations. This publication is for general information only and customers are requested to contact their local Parker dealer for detailed information and advice on a products suitability for specific applications. All products are sold subject to the company's standard conditions of sale.

F12-125-MS-SV-S-000-0000-PT

F12-125



Pump & Motor Division Europe

