



Visit our homepage
for additional support
parker.com/pmde

MSG30-5512-M1/UK

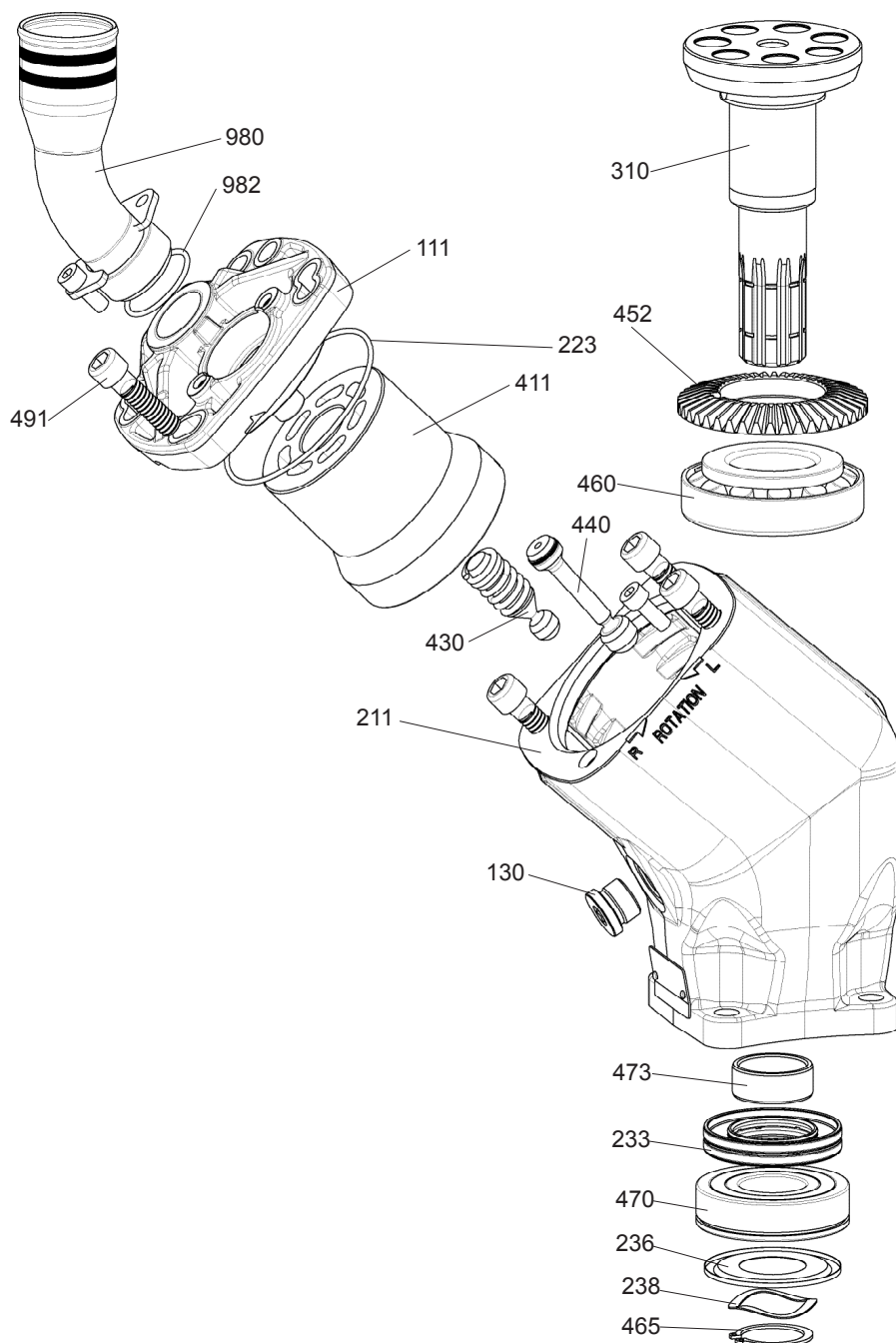
Spare Parts Series F1/T1/BPV

Effective: July 01, 2021

Supersedes: December, 2016



ENGINEERING YOUR SUCCESS.



Pos	Part No.	Description	Qty.	Remarks
111		End Cap	1	Spare Part Kit
130		Hex Socket Plug	1	Seal Kit / Hex Socket Plug Assy G1/2
211		Bearing Housing	1	No Spare Part
223		O-ring	1	Seal Kit + Mounting Kit O-ring 98*2.5 V80
233		Shaft Seal	1	Seal Kit + Mounting Kit
236		Protective Washer	1	Mounting Kit
238		Waved Spring Washer	1	Mounting Kit
310		Shaft	1	No Spare Part
411		Cylinder Barrel	1	Spare Part Kit
430		Barrel Support	1	Spare Part Kit
440		Piston	X	Spare Part Kit / 5 pcs (25-61) or 7 pcs (81,101,121)
452		Ring Gear	1	No Spare Part
460		Tapered Roller Bearing	1	No Spare Part
465		Retaining Ring	1	Seal Kit + Mounting Kit
470		Roller Bearing	1	Spare Part Kit
473		Inner Ring	1	Spare Part Kit
491		Hex Socket Screw	4	Spare Part Kit / M12*45 10.9
980		Suction Fitting	1	See Product Catalog MSG30-8200/UK
982		O-ring	1	Spare Part Kit / O-ring 39.34*2.62 V80

Seal Kit

Serial No. from 2000200001.

Items included in the seal kit for double shaft seal.

130, 223, 233, 236, 238, 465, 470, 473, 982.

F1/T1 Pump Seal Kit

Part No.

Size-25, -41, -51, -61, -81, -101, T1-81, -121 3780862

F1 Motor Seal Kit

Part No.

Size-25, -41, -51, -61, -81, -101, -121 3786997

Spare Part Kit

(Pump with standard connection for suction fitting)

Items included in the Spare Part Kits for the 5 & 7-piston version.

111, 130, 223, 233, 411, 430, 440, 470, 473, 491 982.

Unit

Part No.

F1-25 3781844

F1-41 3781845

F1-51 3781846

F1-61 3781847

F1-81 3781848

F1-101 3781849

T1-81 3782807

T1-121 3782808

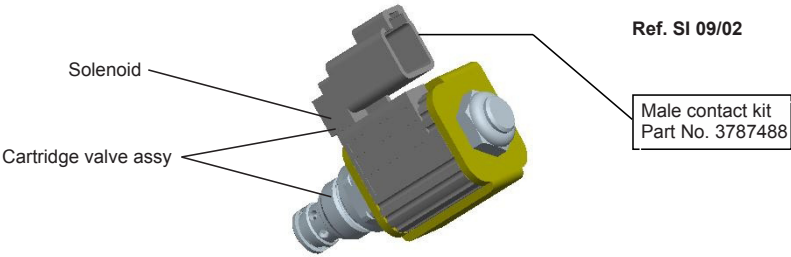
Disassembling/Reassembling Tool

Part No. 3780917

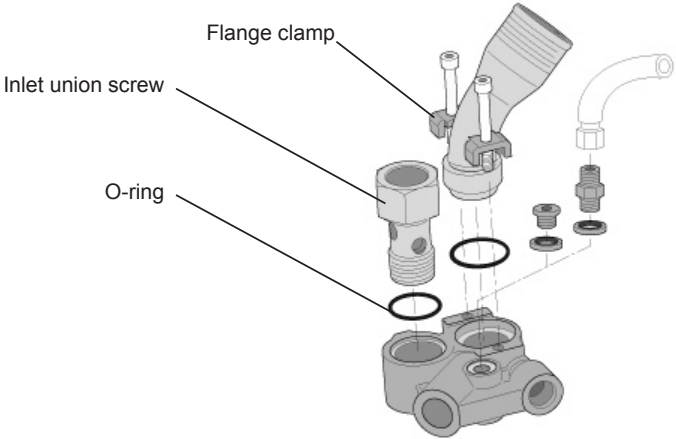
Mounting Kit for pump used together with cardan shaft

236, 238, 465

Part No. 3781725



Part No.	Description	Remarks
3787496	Solenoid 24 V	Incl. new connector
3787497	Solenoid 12 V	Incl. new connector
3787494	Cartridge valve assy 24 V	
3787495	Cartridge valve assy 12 V	
3785948	Nut for cartridge valve	



Part No.	Description	Remarks
3781480	Inlet union screw	F2 (all sizes)
3781082	Inlet union screw	F1-25, -41, -51, -61
3781094	Inlet union screw	F1-81, -101
3780641	O-ring kit	For both F1 and F2 (all sizes)
3782439	Flange clamp kit	For BPV F1 and F2

Notes

Notes

Declaration**Position notification regarding Machinery Directive 2006/42/EC:**

Products made by the Pump & Motor Division Europe (PMDE) of Parker Hannifin are excluded from the scope of the machinery directive following the "Cetop" Position Paper on the implementation of the Machinery Directive 2006/42/EC in the Fluid Power Industry.

All PMDE products are designed and manufactured considering the basic as well as the proven safety principles according to:

- ISO 13849-1:2015
- SS-EN ISO 4413:2010

so that the machines in which the products are incorporated meet the essential health and safety requirements.

Confirmations for components to be proven component, e.g. for validation of hydraulic systems, can only be provided after an analysis of the specific application, as the fact to be a proven component mainly depends on the specific application.

Dr. Hans Haas

General Manager

Pump & Motor Division Europe

**WARNING – USER RESPONSIBILITY**

FAILURE OR IMPROPER SELECTION OR IMPROPER USE OF THE PRODUCTS DESCRIBED HEREIN OR RELATED ITEMS CAN CAUSE DEATH, PERSONAL INJURY AND PROPERTY DAMAGE.

This document and other information from Parker-Hannifin Corporation, its subsidiaries and authorized distributors provide product or system options for further investigation by users having technical expertise.

The user, through its own analysis and testing, is solely responsible for making the final selection of the system and components and assuring that all performance, endurance, maintenance, safety and warning requirements of the application are met. The user must analyze all aspects of the application, follow applicable industry standards, and follow the information concerning the product in the current product catalogue and in any other materials provided from Parker or its subsidiaries or authorized distributors.

To the extent that Parker or its subsidiaries or authorized distributors provide component or system options based upon data or specifications provided by the user, the user is responsible for determining that such data and specifications are suitable and sufficient for all applications and reasonably foreseeable uses of the components or systems.

Offer of Sale

Please contact your Parker representation for a detailed "Offer of Sale".

**Parker Hannifin Manufacturing Sweden AB**

Pump & Motor Division Europe

Flygmotorvägen 2

461 82 Trollhättan

Sweden

Tel. +46 (0)520 40 45 00

www.parker.com/pmd

MSG30-5512-M1/UK

© Copyright 2021

All rights reserved